

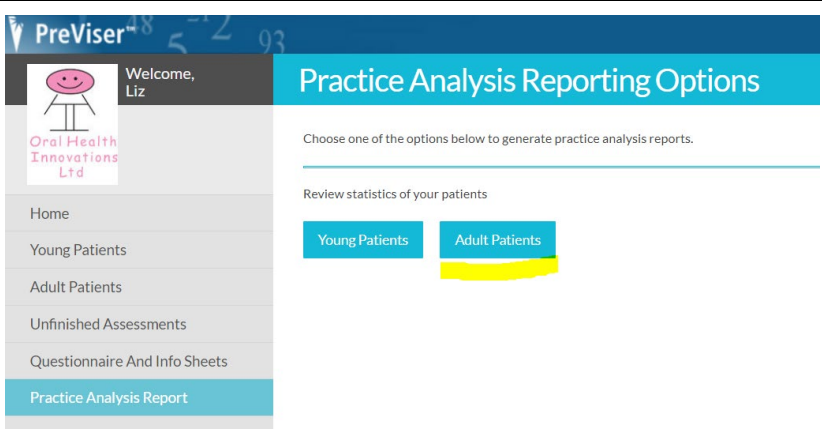
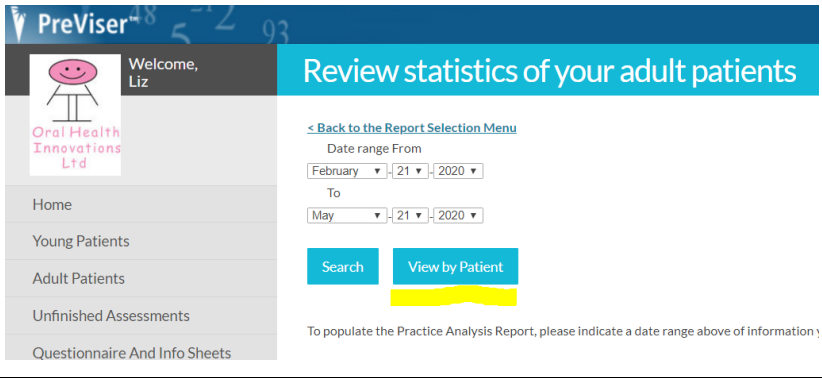
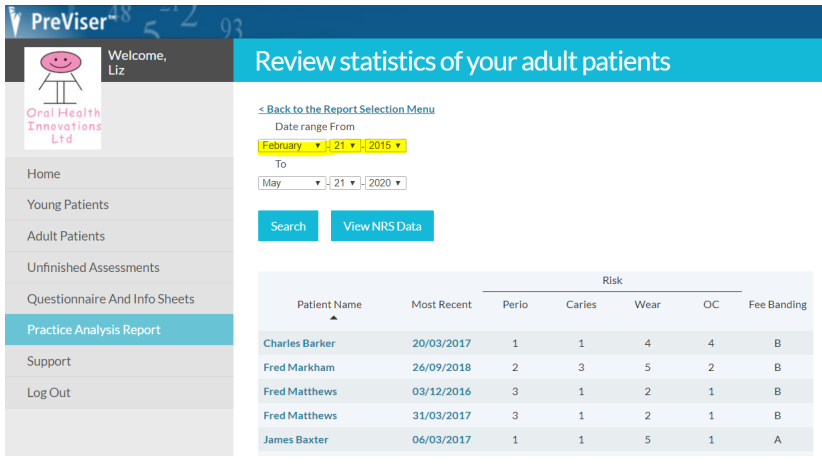
Patients Analysed by Risk

Under a risk-based preventive philosophy, patients with a higher risk of disease are seen more frequently and lower risk, less. This is of course best practice and, has to be tempered in private care by patient preference.

In post lockdown dentistry however, once those who require urgent care and those who were part way through courses of treatment have been seen, it will be important to prioritise those who are at highest risk of disease.

DEPPA has always enabled you to know the risk levels of the individual patients in your practice. This new development additionally provides you with a simple breakdown of risk of **all** your patients.

To access this function:

<p>Select Practice Analysis Report from the menu items within DEPPA and then Adult Patients</p>																																															
<p>You will then find a new button, View by Patient. Select this.</p>																																															
<p>Change the date range and select Search to view the latest scores of all active patients who were assessed during that period.</p> <p>Clicking on the headers of each of the columns in the report sorts the data A-Z/Z-A and high-low/low-high</p>	 <table border="1" data-bbox="821 1803 1380 1982"> <thead> <tr> <th rowspan="2">Patient Name</th> <th rowspan="2">Most Recent</th> <th colspan="4">Risk</th> <th rowspan="2">Fee Banding</th> </tr> <tr> <th>Perio</th> <th>Caries</th> <th>Wear</th> <th>OC</th> </tr> </thead> <tbody> <tr> <td>Charles Barker</td> <td>20/03/2017</td> <td>1</td> <td>1</td> <td>4</td> <td>4</td> <td>B</td> </tr> <tr> <td>Fred Markham</td> <td>26/09/2018</td> <td>2</td> <td>3</td> <td>5</td> <td>2</td> <td>B</td> </tr> <tr> <td>Fred Matthews</td> <td>03/12/2016</td> <td>3</td> <td>1</td> <td>2</td> <td>1</td> <td>B</td> </tr> <tr> <td>Fred Matthews</td> <td>31/03/2017</td> <td>3</td> <td>1</td> <td>2</td> <td>1</td> <td>B</td> </tr> <tr> <td>James Baxter</td> <td>06/03/2017</td> <td>1</td> <td>1</td> <td>5</td> <td>1</td> <td>A</td> </tr> </tbody> </table>	Patient Name	Most Recent	Risk				Fee Banding	Perio	Caries	Wear	OC	Charles Barker	20/03/2017	1	1	4	4	B	Fred Markham	26/09/2018	2	3	5	2	B	Fred Matthews	03/12/2016	3	1	2	1	B	Fred Matthews	31/03/2017	3	1	2	1	B	James Baxter	06/03/2017	1	1	5	1	A
Patient Name	Most Recent			Risk					Fee Banding																																						
		Perio	Caries	Wear	OC																																										
Charles Barker	20/03/2017	1	1	4	4	B																																									
Fred Markham	26/09/2018	2	3	5	2	B																																									
Fred Matthews	03/12/2016	3	1	2	1	B																																									
Fred Matthews	31/03/2017	3	1	2	1	B																																									
James Baxter	06/03/2017	1	1	5	1	A																																									